



Submittal:

Models: LI009CI-160P432 / LI009CO-160P432
LI009HI-160P432 / LI009HO-160P432
LI012CI-160P432 / LI012CO-160P432
LI012HI-160P432 / LI012HO-160P432
(Refrigerant R410A)

Thank you for selecting LENNOX air conditioners.

Submittal 16 SEER 60Hz

1. Summary

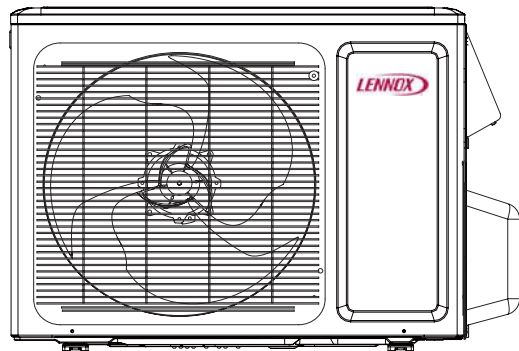
Indoor Unit

LI009CI-160P432
LI009HI-160P432
LI012CI-160P432
LI012HI-160P432



Outdoor Unit

LI009CO-160P432
LI009HO-160P432
LI012CO-160P432
LI012HO-160P432



Remote Controller

Y6334



2. Specifications

2.1 Specification Sheet

Model			LI009CI-160P432	LI009CO-160P432	LI009HI-160P432	LI009HO-160P432	
Product Code			Y6661/Y6662		Y6677/Y6678		
Power Supply	Rated Voltage	V~	208/230		208/230		
	Rated Frequency	Hz	60		60		
	Phases		1		1		
Power Supply Mode			Outdoor		Outdoor		
Cooling Capacity(Min~Max)		Btu/h	9000(3100~9600)		9000(3100~9600)		
Heating Capacity(Min~Max)		Btu/h	/		9500(3100~12000)		
Cooling Power Input(Min~Max)		W	900(375~1300)		900(375~1300)		
Heating Power Input(Min~Max)		W	/		800(300~1350)		
Cooling Power Current		A	4		4		
Heating Power Current		A	/		3.6		
Rated Input		W	1300		1350		
Rated Current		A	5.8		6.0		
Air Flow Volume(SH/H/M/L)		CFM	318/288/241/171		318/288/241/171		
Dehumidifying Volume		Pint/h	1.69		1.69		
EER		(Btu/h)/ W	10.00		10.00		
COP		(Btu/h)/ W	/		11.88		
SEER			16.00		16.00		
HSPF			/		9.00		
Application Area		yd ²	14.35-21.53		14.35-21.53		
Indoor Unit	Model of indoor unit			LI009CI-160P432	LI009HI-160P432		
	Indoor Unit Product Code			Y6661	Y6677		
	Fan Type			Cross-flow		Cross-flow	
	Diameter Length(DXL)		inch	Φ3 7/8X22 13/16		Φ3 7/8X22 13/16	
	Fan Motor Cooling Speed(SH/H/M/L)		r/min	1350/1200/1050/750/-		1350/1200/1050/750/-	
	Fan Motor Heating Speed(SH/H/M/L)		r/min	/		1350/1200/1050/850/-	
	Output of Fan Motor		W	20		20	
	Fan Motor RLA		A	0.215		0.215	
	Fan Motor Capacitor		μF	1		1	
	Evaporator Form			Aluminum Fin-copper Tube		Aluminum Fin-copper Tube	
	Pipe Diameter		inch	Φ3/16		Φ3/16	
	Row-fin Gap		inch	2-1/16		2-1/16	
	Coil Length (LXDXW)		inch	23X7/8X10 1/2		23X7/8X10 1/2	
	Swing Motor Model			MP24AA		MP24AA	
	Output of Swing Motor		W	1.5		1.5	
	Fuse		A	3.15		3.15	
	Sound Pressure Level(SH/H/M/L)		dB (A)	43/38/34/28/-		43/38/34/28/-	
	Sound Power Level(SH/H/M/L)		dB (A)	53/48/44/38/-		53/48/44/38/-	
	Dimension (WXHXD)		inch	31 1/8X10 7/8X7 7/8		31 1/8X10 7/8X7 7/8	
	Dimension of Carton Box (LXWXH)		inch	34X10 9/16X13 7/8		34X10 9/16X13 7/8	
Dimension of Package (LXWXH)		inch	34X10 11/16X14 7/16		34X10 11/16X14 7/16		
Net Weight		lb	19.8		19.8		
Gross Weight		lb	24.3		24.3		

Outdoor Unit	Model of Outdoor Unit		LI009CO-160P432	LI009HO-160P432
	Outdoor Unit Product Code		Y6662	Y6678
	Compressor Manufacturer/Trademark		ZHUHAI GREE DAIKIN DEVICE CO.,LTD	ZHUHAI GREE DAIKIN DEVICE CO.,LTD
	Compressor Model		1GDY23AXD	1GDY23AXD
	Compressor Oil		DAPHNE FVC50K	DAPHNE FVC50K
	Compressor Type		Swing	Swing
	Compressor Locked Rotor Amp (L.R.A)	A	/	/
	Compressor RLA	A	4.00	4.00
	Compressor Power Input	W	845	845
	Overload Protector		KSD115°C or HPC115/95	KSD115°C or HPC115/95
	Throttling Method		Capillary	Capillary
	Operation temp	°F	60.8~86	60.8~86
	Ambient temp (cooling)	°F	0~115	0~115
	Ambient temp (heating)	°F	/	-4~75
	Condenser Form		Aluminum Fin-copper Tube	Aluminum Fin-copper Tube
	Pipe Diameter	inch	Φ5/16	Φ5/16
	Rows-fin Gap	inch	1-1/16	1-1/16
	Coil Length (LXDXW)	inch	28X3/4X20	28X3/4X20
	Fan Motor Speed	rpm	820	820
	Output of Fan Motor	W	30	30
	Fan Motor RLA	A	0.36	0.36
	Fan Motor Capacitor	μF	/	/
	Air Flow Volume of Outdoor Unit	CFM	942	942
	Fan Type		Axial-flow	Axial-flow
	Fan Diameter	inch	Φ15 3/4	Φ15 3/4
	Defrosting Method		/	Automatic Defrosting
	Climate Type		T1	T1
	Isolation		I	I
	Moisture Protection		IP24	IP24
	Permissible Excessive Operating Pressure for the Discharge Side	PSIG	620	620
	Permissible Excessive Operating Pressure for the Suction Side	PSIG	360	360
	Sound Pressure Level (H/M/L)	dB (A)	52/-/-	52/-/-
	Sound Power Level (H/M/L)	dB (A)	62/-/-	62/-/-
Dimension (WXHXD)	inch	30 9/16X21 1/4X12 5/8	30 9/16X21 1/4X12 5/8	
Dimension of Carton Box (LXWXH)	inch	33 3/8X14 3/16X22 13/16	33 3/8X14 3/16X22 13/16	
Dimension of Package (LXWXH)	inch	33 1/2X14 5/16X23 7/16	33 1/2X14 5/16X23 7/16	
Net Weight	lb	66.2	65.0	
Gross Weight	lb	71.7	70.6	
Refrigerant		R410A	R410A	
Refrigerant Charge	oz	24.7	24.7	
Connection Pipe	Length	ft	24.6	24.6
	Gas Additional Charge	oz/ft	0.2	0.2
	Outer Diameter Liquid Pipe	inch	Φ1/4	Φ1/4
	Outer Diameter Gas Pipe	inch	Φ3/8	Φ3/8
	Max Distance Height	ft	32.8	32.8
	Max Distance Length	ft	49.2	49.2
	Note: The connection pipe applies metric diameter.			

The above data is subject to change without notice. Please refer to the nameplate of the unit.

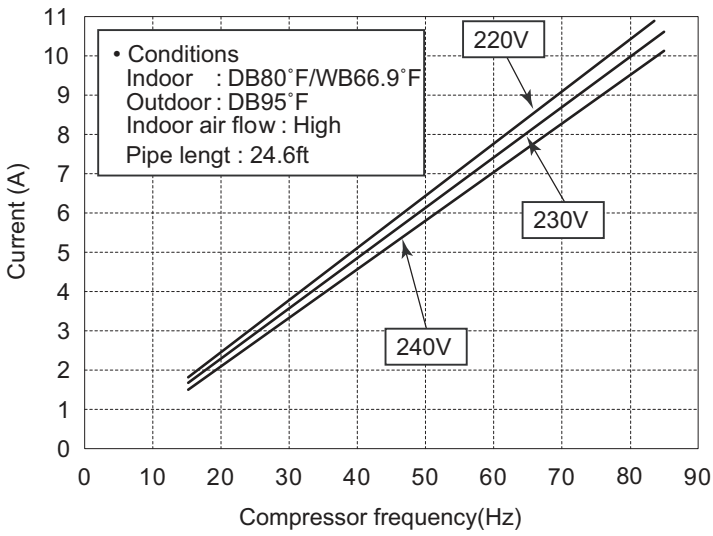
Model			LI012CI-160P432	LI012CO-160P432	LI012HI-160P432	LI012HO-160P432	
Product Code			Y6663/Y6664		Y6679/Y6680		
Power Supply	Rated Voltage	V~	208/230		208/230		
	Rated Frequency	Hz	60		60		
	Phases		1		1		
Power Supply Mode			Outdoor		Outdoor		
Cooling Capacity(Min~Max)		Btu/h	12000(3753~12500)		12000(3753~12500)		
Heating Capacity(Min~Max)		Btu/h	/		13000(3924~14000)		
Cooling Power Input(Min~Max)		W	1300(410~1350)		1300(410~1350)		
Heating Power Input(Min~Max)		W	/		1250(380~1500)		
Cooling Power Current		A	5.8		5.8		
Heating Power Current		A	/		5.6		
Rated Input		W	1350		1500		
Rated Current		A	5.8		6.7		
Air Flow Volume(SH/H/M/L)		CFM	400/318/253/194		400/318/253/194		
Dehumidifying Volume		Pint/h	2.96		2.96		
EER		(Btu/h)/ W	9.23		9.23		
COP		(Btu/h)/ W	/		10.40		
SEER			16.00		16.00		
HSPF			/		9.00		
Application Area		yd ²	19.14-28.70		19.14-28.70		
Indoor Unit	Model of indoor unit		LI012CI-160P432		LI012HI-160P432		
	Indoor Unit Product Code		Y6663		Y6679		
	Fan Type		Cross-flow		Cross-flow		
	Diameter Length(DXL)		inch	Φ3 7/8X25		Φ3 7/8X25	
	Fan Motor Cooling Speed(SH/H/M/L)		r/min	1350/1200/1000/800/-		1350/1200/1000/800/-	
	Fan Motor Heating Speed(SH/H/M/L)		r/min	/		1350/1200/1000/900/-	
	Output of Fan Motor		W	20		20	
	Fan Motor RLA		A	0.21		0.21	
	Fan Motor Capacitor		μF	1.5		1.5	
	Evaporator Form			Aluminum Fin-copper Tube		Aluminum Fin-copper Tube	
	Pipe Diameter		inch	Φ3/16		Φ3/16	
	Row-fin Gap		inch	2-1/16		2-1/16	
	Coil Length (LXDXW)		inch	25X7/8X12 1/16		25X7/8X12 1/16	
	Swing Motor Model			MP24BA		MP24BA	
	Output of Swing Motor		W	1.5		1.5	
	Fuse		A	3.15		3.15	
	Sound Pressure Level(SH/H/M/L)		dB (A)	45/39/35/29/-		45/39/35/29/-	
	Sound Power Level(SH/H/M/L)		dB (A)	55/49/45/39/-		55/49/45/39/-	
	Dimension (WXHXD)		inch	33 1/4X11 3/8X8 1/4		33 1/4X11 3/8X8 1/4	
	Dimension of Carton Box (LXWXH)		inch	36 1/8X11X14 5/16		36 1/8X11X14 5/16	
Dimension of Package (LXWXH)		inch	36 1/4X11X15		36 1/4X11X15		
Net Weight		lb	23.2		23.2		
Gross Weight		lb	27.6		27.6		

Outdoor Unit	Model of Outdoor Unit		LI012CO-160P432	LI012HO-160P432
	Outdoor Unit Product Code		Y6664	Y6680
	Compressor Manufacturer/Trademark		ZHUHAI GREE DAIKIN DEVICE CO.,LTD	ZHUHAI GREE DAIKIN DEVICE CO.,LTD
	Compressor Model		1GDY23AXD	1GDY23AXD
	Compressor Oil		DAPHNE FVC50K	DAPHNE FVC50K
	Compressor Type		Swing	Swing
	Compressor Locked Rotor Amp (L.R.A)	A	/	/
	Compressor RLA	A	4.00	4.00
	Compressor Power Input	W	845	845
	Overload Protector		KSD115°C or HPC115/95	KSD115°C or HPC115/95
	Throttling Method		Capillary	Capillary
	Operation temp	°F	60.8~86	60.8~86
	Ambient temp (cooling)	°F	0~115	0~115
	Ambient temp (heating)	°F	/	-4~75
	Condenser Form		Aluminum Fin-copper Tube	Aluminum Fin-copper Tube
	Pipe Diameter	inch	Φ5/16	Φ5/16
	Rows-fin Gap	inch	2-1/16	2-1/16
	Coil Length (LXDXW)	inch	28X1 1/2X20	28X1 1/2X20
	Fan Motor Speed	rpm	820	820
	Output of Fan Motor	W	30	30
	Fan Motor RLA	A	0.36	0.36
	Fan Motor Capacitor	μF	/	/
	Air Flow Volume of Outdoor Unit	CFM	942	942
	Fan Type		Axial-flow	Axial-flow
	Fan Diameter	inch	Φ15 3/4	Φ15 3/4
	Defrosting Method		/	Automatic Defrosting
	Climate Type		T1	T1
	Isolation		I	I
	Moisture Protection		IP24	IP24
	Permissible Excessive Operating Pressure for the Discharge Side	PSIG	620	620
	Permissible Excessive Operating Pressure for the Suction Side	PSIG	360	360
	Sound Pressure Level (H/M/L)	dB (A)	52/-/-	53/-/-
	Sound Power Level (H/M/L)	dB (A)	62/-/-	63/-/-
	Dimension (WXHXD)	inch	30 9/16X21 1/4X12 5/8	30 9/16X21 1/4X12 5/8
Dimension of Carton Box (LXWXH)	inch	33 3/8X14 3/16X22 13/16	33 3/8X14 3/16X22 13/16	
Dimension of Package (LXWXH)	inch	33 1/2X14 5/16X23 7/16	33 1/2X14 5/16X23 7/16	
Net Weight	lb	69.5	70.6	
Gross Weight	lb	75	76.1	
Refrigerant		R410A	R410A	
Refrigerant Charge	oz	30.0	30.0	
Connection Pipe	Length	ft	24.6	24.6
	Gas Additional Charge	oz/ft	0.2	0.2
	Outer Diameter Liquid Pipe	inch	Φ1/4	Φ1/4
	Outer Diameter Gas Pipe	inch	Φ3/8	Φ3/8
	Max Distance Height	ft	32.8	32.8
	Max Distance Length	ft	49.2	49.2
	Note:The connection pipe applies metric diameter.			

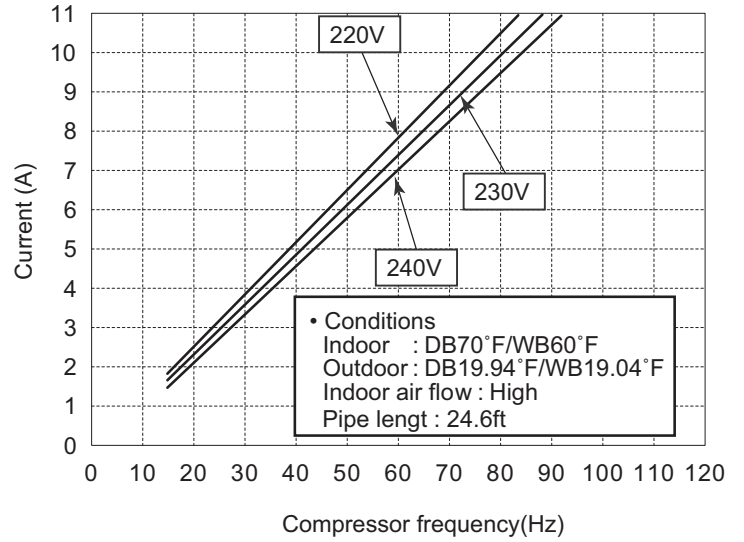
The above data is subject to change without notice. Please refer to the nameplate of the unit.

2.2 Operation Curve

Cooling

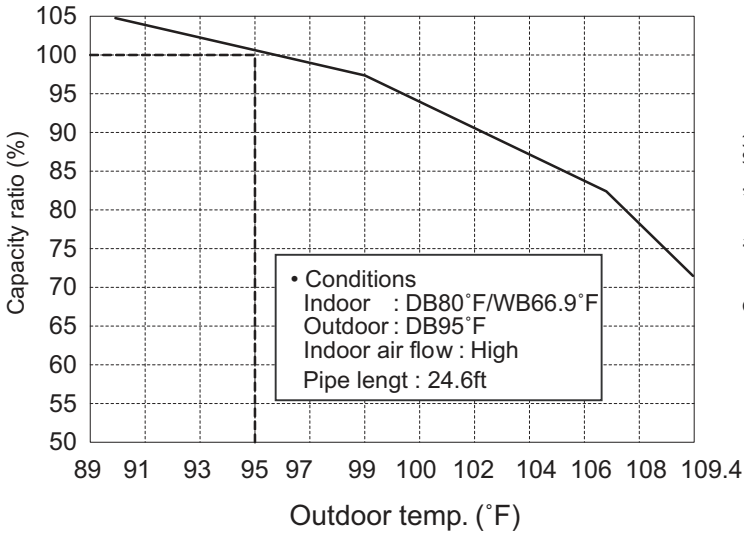


Heating

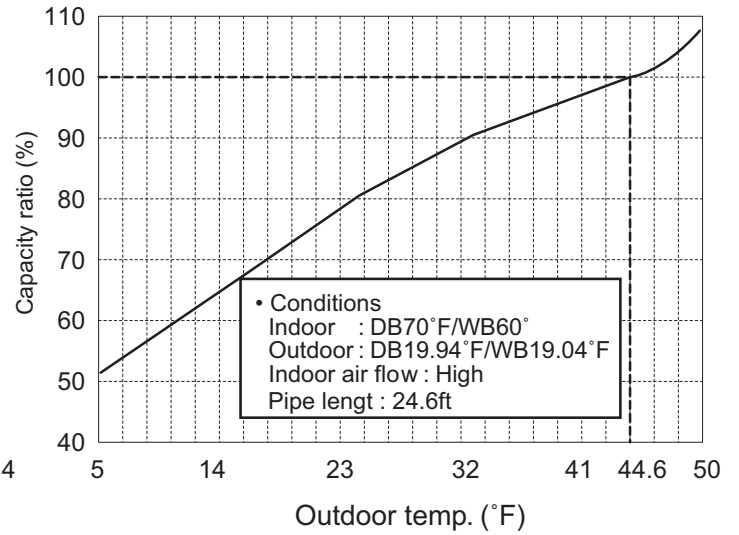


2.3 Capacity Variation Ratio According to Temperature

Cooling



Heating



2.4 Cooling and Heating Data Sheet in Rated Frequency

Cooling:

Rated cooling condition(°F) (DB/WB)		Model	Pressure of gas pipe connecting indoor and outdoor unit	Inlet and outlet pipe temperature of heat exchanger		Fan speed of indoor unit	Fan speed of outdoor unit	Compressor revolution (rps)
Indoor	Outdoor			T1 (°F)	T2 (°F)			
80/66.9	95/-	LI009CI-160P432 LI009CO-160P432 LI009HI-160P432 LI009HO-160P432	130~142	in:46.4~51.8 out:51.8~57.2	in:167~181.4 out:98.6~118.4	Super High	High	52
80/66.9	95/-	LI012CI-160P432 LI012CO-160P432 LI012HI-160P432 LI012HO-160P432	130~142	in:46.4~51.8 out:51.8~57.2	in:167~181.4 out:98.6~118.4	Super High	High	72

Heating:

Rated heating condition(°F) (DB/WB)		Model	Pressure of gas pipe connecting indoor and outdoor unit	Inlet and outlet pipe temperature of heat exchanger		Fan speed of indoor unit	Fan speed of outdoor unit	Compressor revolution (rps)
Indoor	Outdoor			T1 (°F)	T2 (°F)			
70/60	19.94/19.04	LI009HI-160P432 LI009HO-160P432	362~406	in:167~181.4 out:98.6~113	in:33.8~37.4 out:35.6~42.8	Super High	High	65
70/60	19.94/19.04	LI012HI-160P432 LI012HO-160P432	362~406	in:167~181.4 out:98.6~113	in:33.8~37.4 out:35.6~42.8	Super High	High	77

Instruction:

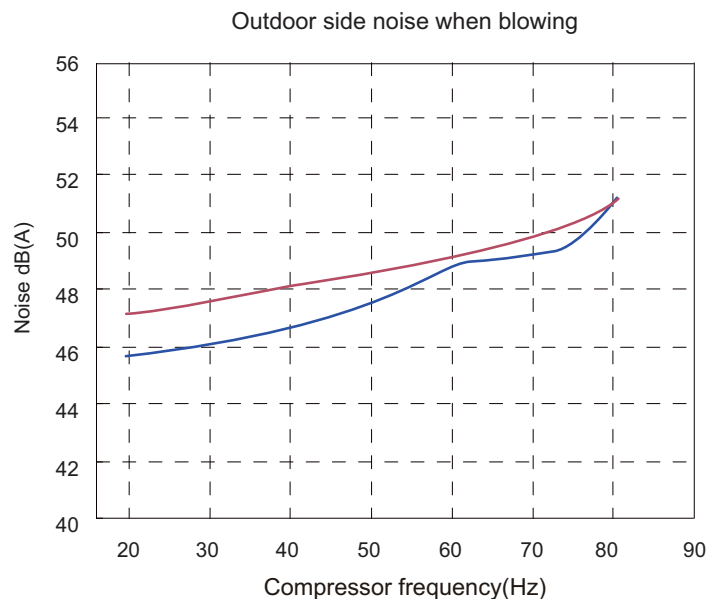
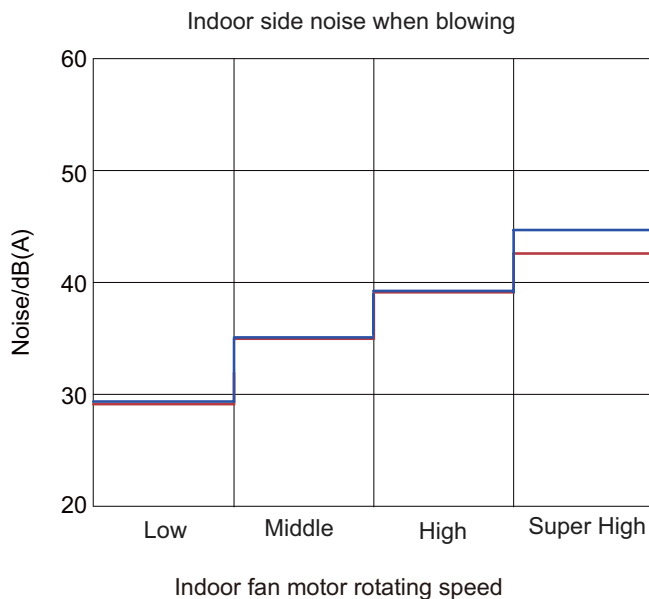
T1: Inlet and outlet pipe temperature of evaporator

T2: Inlet and outlet pipe temperature of condenser

P: Pressure at the side of big valve

Connection pipe length: 24.6ft.

2.5 Noise Curve

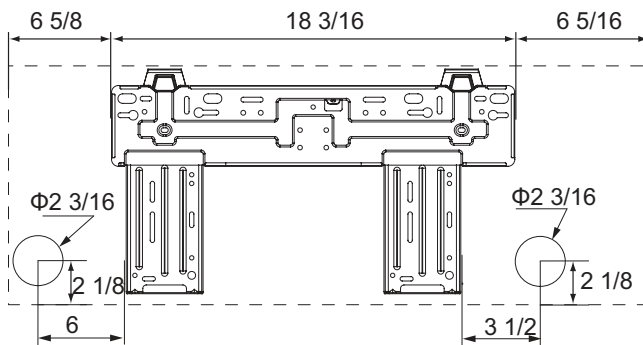
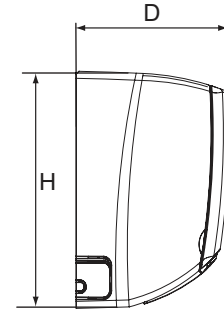
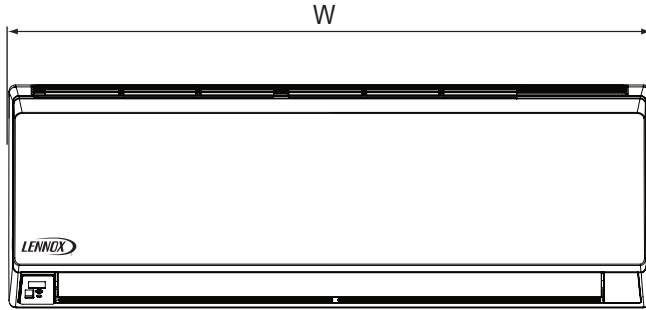


— LI009CI-160P432 LI009CO-160P432
LI009HI-160P432 LI009HO-160P432

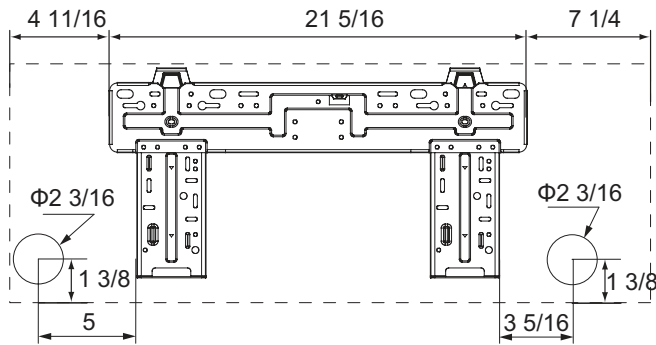
— LI012CI-160P432 LI012CO-160P432
LI012HI-160P432 LI012HO-160P432

3. Dimensions

3.1 Indoor Unit



LI009CI-160P432 LI009CO-160P432
LI009HI-160P432 LI009HO-160P432

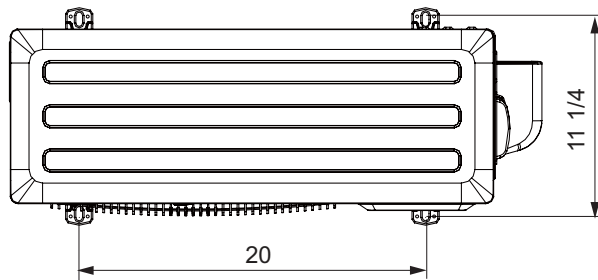
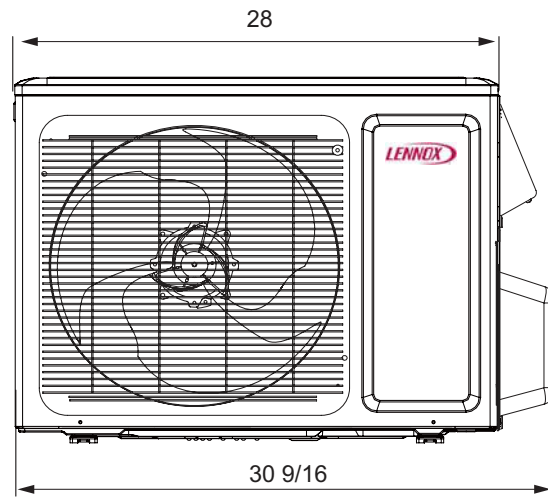
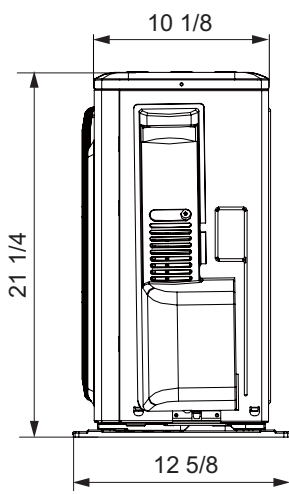


LI012CI-160P432 LI012CO-160P432
LI012HI-160P432 LI012HO-160P432

Unit:inch

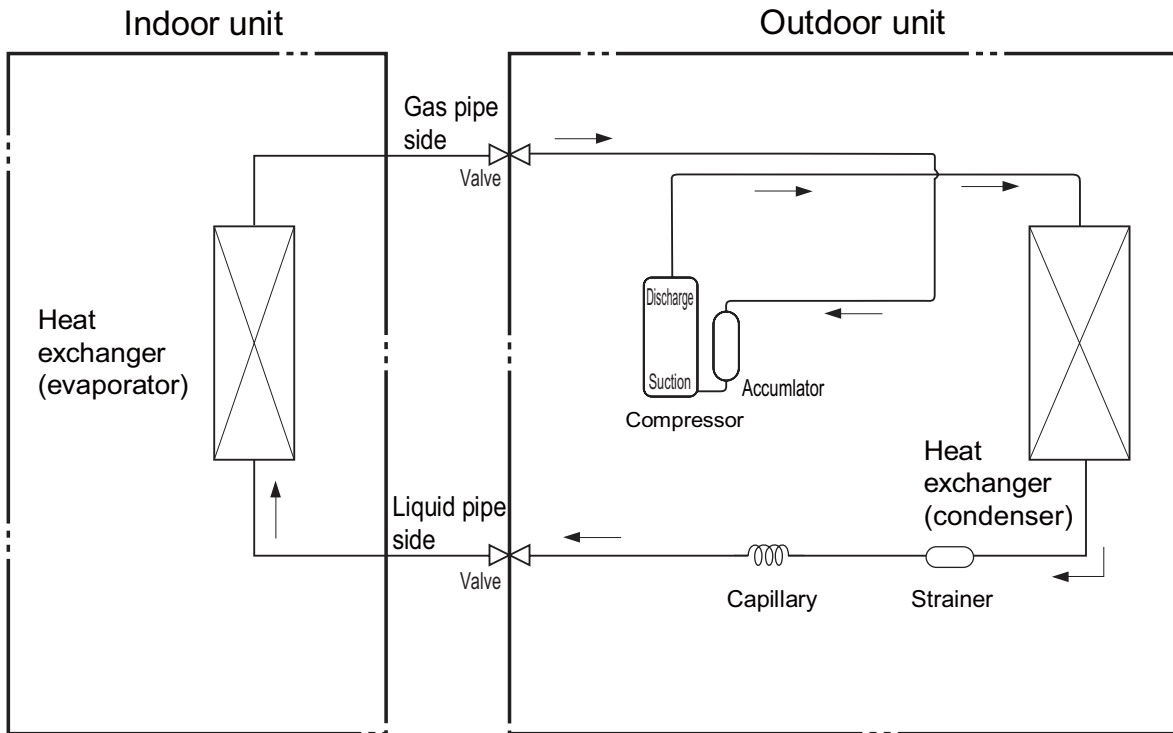
MODEL	W	H	D
LI009CI-160P432 LI009CO-160P432 LI009HI-160P432 LI009HO-160P432	31 1/8	10 7/8	7 7/8
LI012CI-160P432 LI012CO-160P432 LI012HI-160P432 LI012HO-160P432	33 1/4	11 3/8	8 1/4

3.2 Outdoor Unit

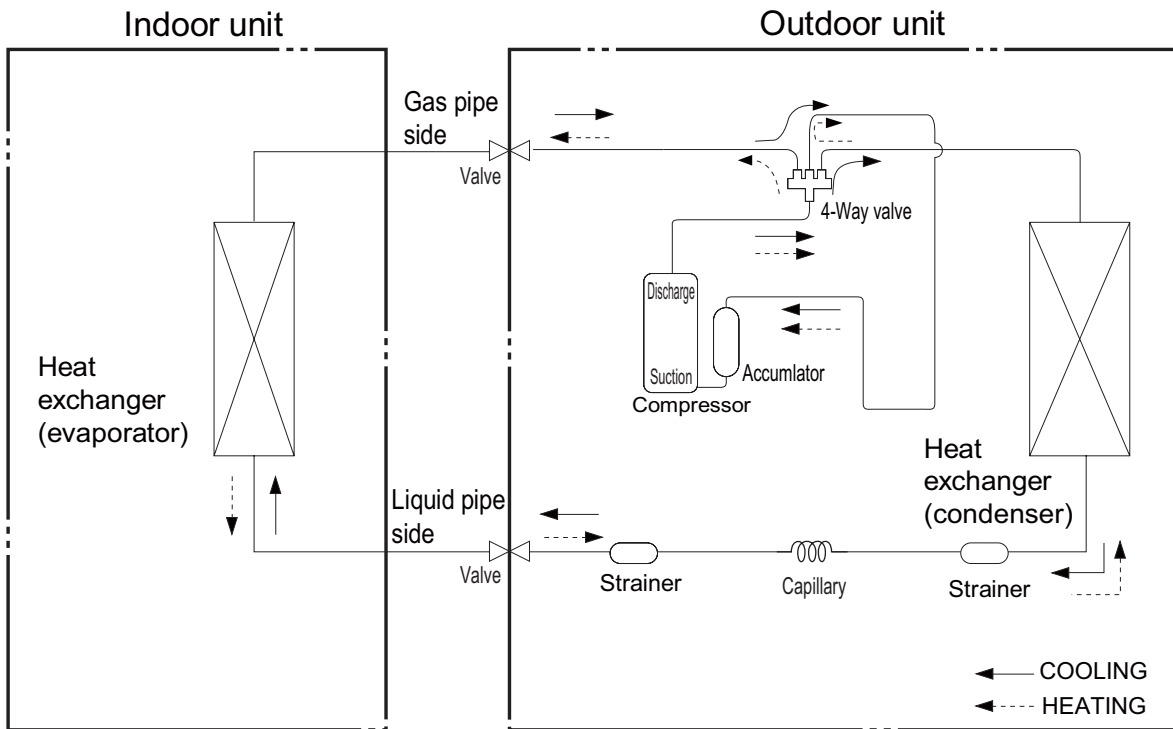


4. Refrigerant System Diagram

Cooling only models



Cooling and heating models



Connection pipe specification:
 Liquid pipe: 1/4"
 Gas pipe: 3/8"

5. Electrical Part

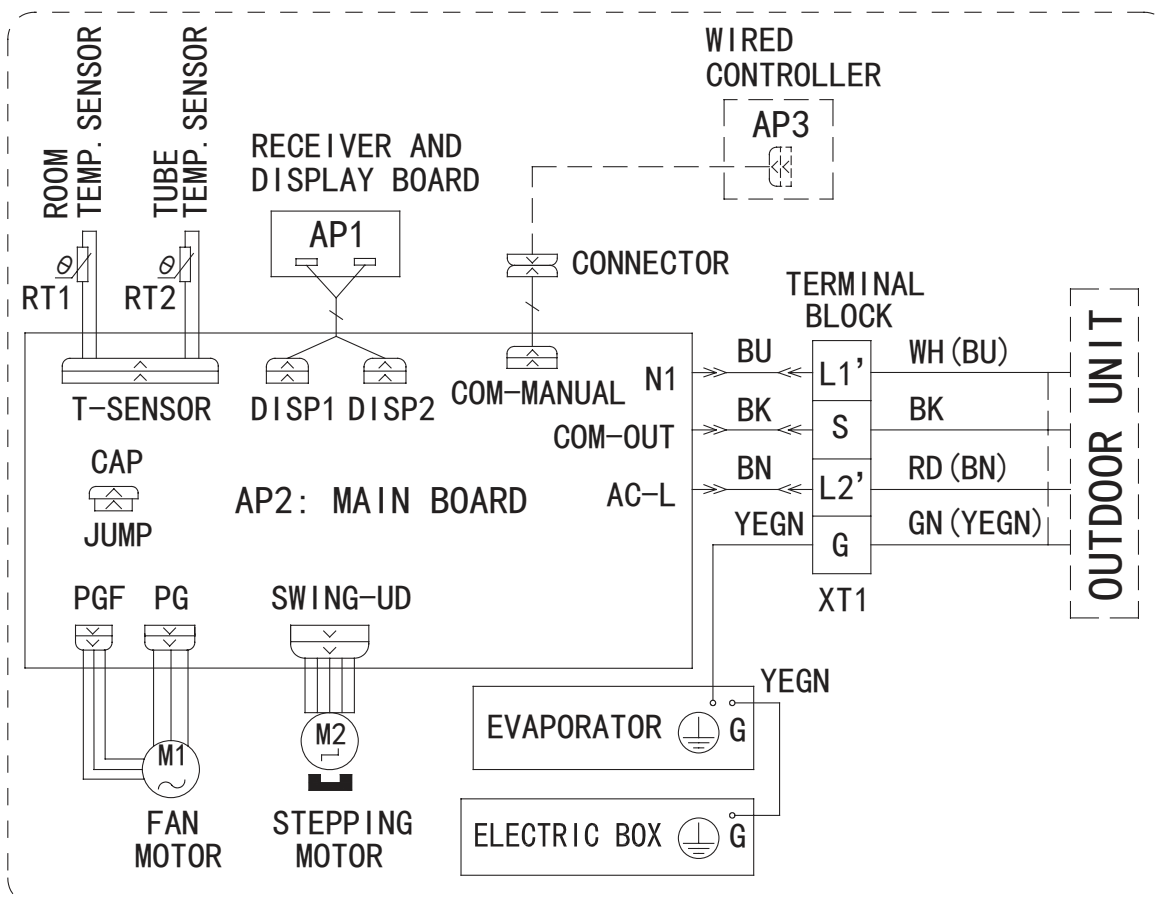
5.1 Wiring Diagram

- Instruction

Symbol	Symbol Color	Symbol	Symbol Color	Symbol	Name
WH	White	GN	Green	CAP	Jumper cap
YE	Yellow	BN	Brown	COMP	Compressor
RD	Red	BU	Blue	⊕	Grounding wire
YEGN	Yellow/Green	BK	Black	/	/
VT	Violet	OG	Orange	/	/

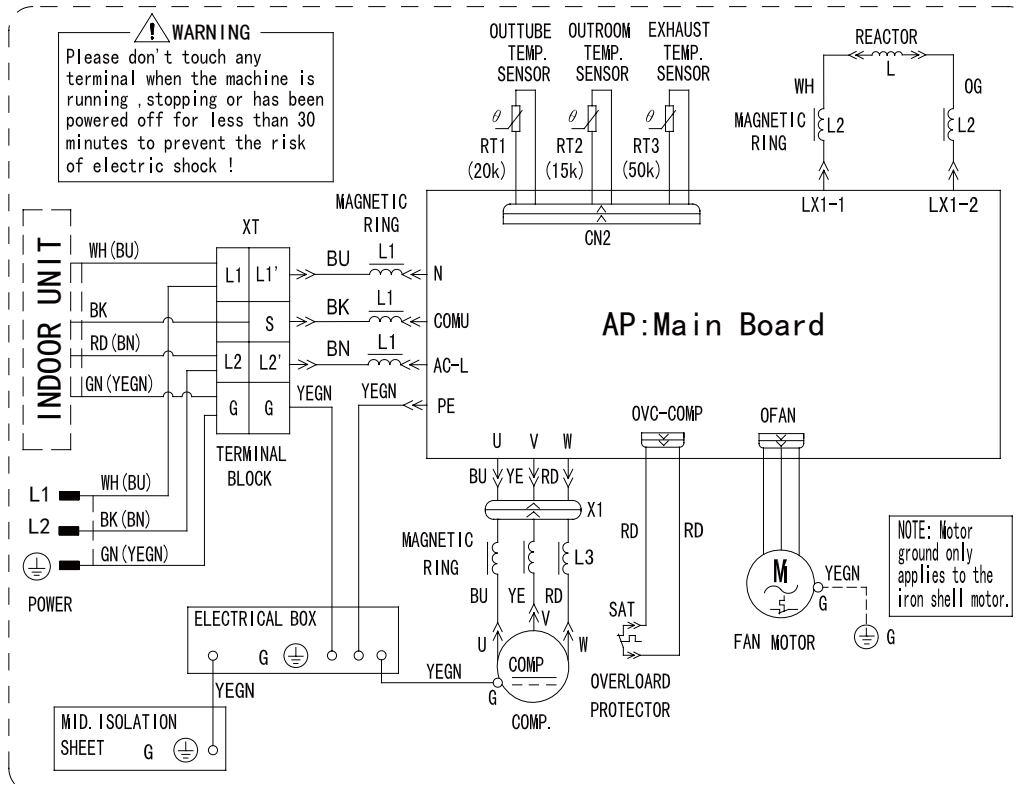
Note: Jumper cap is used to determine fan speed and the swing angle of horizontal lover for this model.

- Indoor Unit

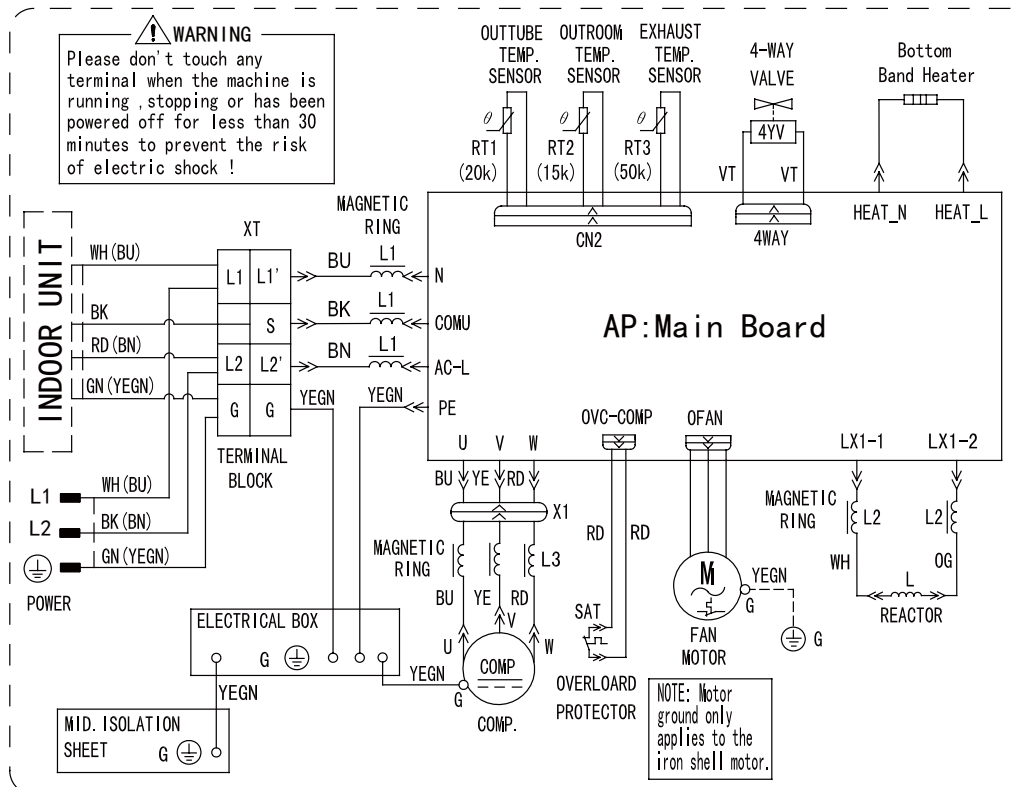


● Outdoor Unit

Cooling only models



Cooling and heating models



These circuit diagrams are subject to change without notice, please refer to the one supplied with the unit.